

हमारा विश्वास... हर एक विद्यार्थी है स्वास

JEE  
MAIN  
JAN'19

**QUESTION WITH SOLUTION**  
DATE : 09-01-2019 \_ MORNING



**20000+**  
SELECTIONS SINCE 2007

JEE (Advanced)

**4626**

(Under 50000 Rank)

JEE (Main)

**13953**

NEET / AIIMS NTSE / OLYMPIADS

**662**

(since 2016)

**1066**

(5th to 10th class)

Toll Free :  
1800-212-1799

**MOTION™**

Nurturing potential through education

H.O. : 394, Rajeev Gandhi Nagar, Kota  
www.motion.ac.in |✉: info@motion.ac.in

## [PHYSICS]

1. Two coherent sources produce waves of different intensities which interfere. After interference, the ratio of the maximum intensity to the minimum intensity is 16. The intensity of the waves are in the ratio :-

(A) 25 : 9                      (B) 5 : 3                      (C) 4 : 1                      (D) 16 : 9

Sol. **A**

$$\frac{I_{\max}}{I_{\min}} = 16$$

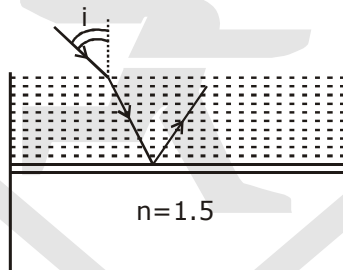
$$\Rightarrow \frac{A_{\max}}{A_{\min}} = 4$$

$$\Rightarrow \frac{A_1 + A_2}{A_1 - A_2} = \frac{4}{1}$$

Using componendo and dividendo

$$\frac{A_1}{A_2} = \frac{5}{3} \Rightarrow \frac{I_1}{I_2} = \left(\frac{5}{3}\right)^2 = \frac{25}{9}$$

2. Consider a tank made of glass (refractive index 1.5) with a thick bottom. It is filled with a liquid of refractive index  $\mu$ . A student finds that, irrespective of what the incident angle  $i$  (see figure) is for a beam of light entering the liquid, the light reflected from the liquid glass interface is never completely polarized. For this to happen, the minimum value of  $\mu$  is -



(A)  $\frac{5}{\sqrt{3}}$                       (B)  $\frac{3}{\sqrt{5}}$                       (C)  $\sqrt{\frac{5}{3}}$                       (D)  $\frac{4}{3}$

Sol. **B**

$C < i_b$   
here  $i_b$  is "brewster angle"  
and  $c$  is critical angle

$$\sin_c < \sin i_b \quad \text{since } \tan i_b = \mu_{\text{net}} = \frac{1.5}{\mu}$$

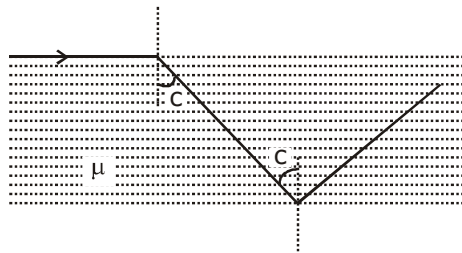
$$\frac{1}{\mu} < \frac{1.5}{\sqrt{\mu^2 + (1.5)^2}} \therefore \sin i_b = \frac{1.5}{\sqrt{\mu^2 + (1.5)^2}}$$

$$\sqrt{\mu^2 \times (1.5)^2} < 1.5 \times \mu$$

$$\mu^2 + (1.5)^2 < (\mu \times 1.5)^2$$

$$\mu < \frac{3}{\sqrt{5}}$$

$$\text{Slab } \mu = 1.5$$



3. A sample of radioactive material A, that has an activity of 10 mCi ( $1\text{Ci} = 3.7 \times 10^{10}$  decays/s), has twice the number of nuclei as another sample of a different radioactive material B which has an activity of 20 mCi. The correct choices for half-lives of A and B would then be respectively :-  
 (A) 20 days and 5 days (B) 5 days and 10 days  
 (C) 10 days and 40 days (D) 20 days and 10 days

Sol. **A**

Activity A =  $\lambda N$

For A  $10 = (2N_0) \lambda_A$

For B  $20 = N_0 \lambda_B$

$\therefore \lambda_B = 4\lambda_A \Rightarrow (T_{1/2})_A = 4 (T_{1/2})_B$

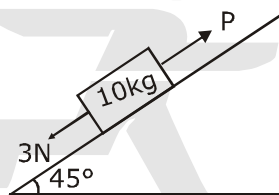
4. A mixture of 2 moles of helium gas (atomic mass = 4u), and 1 mole of argon gas (atomic mass = 40u) is kept at 300 K in a container. The ratio of their rms speeds  $\left[ \frac{V_{\text{rms}}(\text{helium})}{V_{\text{rms}}(\text{argon})} \right]$ , is close to :

- (A) 0.32 (B) 3.16 (C) 0.45 (D) 2.24

Sol. **B**

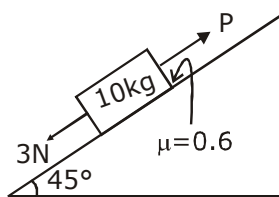
$$\frac{V_{\text{rms}}(\text{He})}{V_{\text{rms}}(\text{Ar})} = \sqrt{\frac{M_{\text{Ar}}}{M_{\text{He}}}} = \sqrt{\frac{40}{4}} = 3.16$$

5. A block of mass 10kg is kept on a rough inclined plane as shown in the figure. A force of 3 N is applied on the block. The coefficient of static friction between the plane and the block is 0.6. What should be the minimum value of force P, such that the block does not move downward? (take  $g = 10 \text{ ms}^{-2}$ )



- (A) 23 N (B) 32 N (C) 25 N (D) 18 N

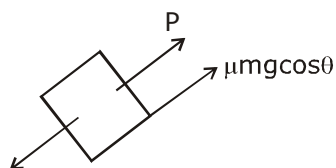
Sol. **B**



$$mg \sin 45^\circ = \frac{100}{\sqrt{2}} = 50\sqrt{2}$$

$$\mu mg \cos \theta = 0.6 \times mg \times \frac{1}{\sqrt{2}} = 0.6 \times 50 \sqrt{2}$$

$$P = 31.28 \approx 32 \text{ N}$$



$$73.7 = 3 + mg \sin \theta$$

6. A particle is moving with a velocity  $\vec{v} = K(y\hat{i} + x\hat{j})$ , where  $k$  is a constant. The general equation for its path is :  
 (A)  $y^2 = x + \text{constant}$  (B)  $xy = \text{constant}$  (C)  $y = x^2 + \text{constant}$  (D)  $y^2 = x^2 + \text{constant}$

Sol. **D**

$$\frac{dx}{dt} = ky, \quad \frac{dy}{dt} = kx$$

$$\text{Now, } \frac{dy}{dx} = \frac{\frac{dy}{dt}}{\frac{dx}{dt}} = \frac{x}{y}$$

$$\Rightarrow ydy = xdx$$

Integrating both side

$$y^2 = x^2 + c$$

7. A heavy ball of mass  $M$  is suspended from the ceiling of a car by a light string of mass  $m$  ( $m \ll M$ ). When the car is at rest, the speed of transverse waves in the string is  $60 \text{ ms}^{-1}$ . When the car has acceleration  $a$ , the wave-speed increases to  $60.5 \text{ ms}^{-1}$ . The value of  $a$ , in terms of gravitational acceleration  $g$ , is closest to :

- (A)  $\frac{g}{10}$  (B)  $\frac{g}{5}$  (C)  $\frac{g}{30}$  (D)  $\frac{g}{20}$

Sol. **B**

$$60 = \sqrt{\frac{Mg}{\mu}}$$

$$60.5 = \sqrt{\frac{M(g^2 + a^2)^{1/2}}{\mu}} \Rightarrow \frac{60.5}{60} = \sqrt{\frac{g^2 + a^2}{g^2}}$$

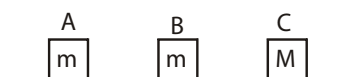
$$\left(1 + \frac{0.5}{60}\right)^4 = \frac{g^2 + a^2}{g^2} = 1 + \frac{2}{60}$$

$$\Rightarrow g^2 + a^2 = g^2 + g^2 \times \frac{2}{60}$$

$$a = g \sqrt{\frac{2}{60}} = \frac{g}{\sqrt{30}} = \frac{g}{5.47}$$

$$\approx \frac{g}{5}$$

8. Three block A, B and C are lying on a smooth horizontal surface, as shown in the figure, A and B have equal masses,  $m$  while C has mass  $M$ . Block A is given an initial speed  $v_0$  towards B due to which it collides with B perfectly inelastically. The combined mass collides with C, also perfectly inelastically  $\frac{5}{6}$ th of the initial kinetic energy is lost in whole process. What is value of  $M/m$  ?



- (A) 4 (B) 2 (C) 3 (D) 5

Sol. **A**

$$k_i = \frac{1}{2} mv_0^2$$

From linear momentum conservation

$$mv_0 = (2m + M) v_f$$

$$\Rightarrow v_f = \frac{mv_0}{2m + M}$$

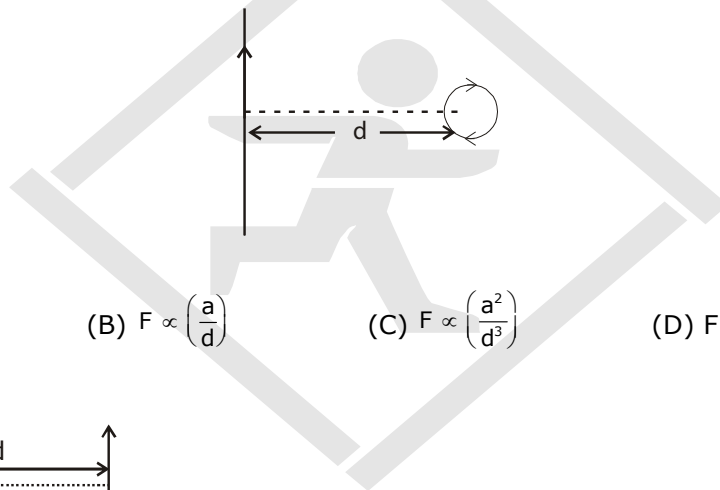
$$\frac{k_i}{k_f} = 6$$

$$\Rightarrow \frac{\frac{1}{2}mv_0^2}{\frac{1}{2}(2m + M)\left(\frac{mv_0}{2m + M}\right)^2} = 6$$

$$\Rightarrow \frac{2m + M}{m} = 6$$

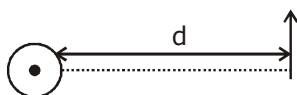
$$\Rightarrow \frac{M}{m} = 4$$

9. An infinitely long current carrying wire and a small current carrying loop are in the plane of the paper as shown. The radius of the loop is  $a$  and distance of its centre from the wire is  $d$  ( $d \gg a$ ). If the loop applies a force  $F$  on the wire then :



- (A)  $F = 0$       (B)  $F \propto \left(\frac{a}{d}\right)$       (C)  $F \propto \left(\frac{a^2}{d^3}\right)$       (D)  $F \propto \left(\frac{a}{d}\right)^2$

Sol. **D**



$\infty$  long wire

Equivalent dipole of given loop

$$F = m \cdot \frac{dB}{dr}$$

$$\text{Now, } \frac{dB}{dx} = \frac{d}{dx} \left( \frac{\mu_0 I}{2\pi x} \right)$$

$$\propto \frac{1}{x^2}$$

$$\Rightarrow \text{So } F \propto \frac{M}{x^2} \quad [\because M = NIA]$$

$$\therefore F \propto \frac{a^2}{d^2}$$

10. Mobility of electrons in a semiconductor is defined as the ratio of their drift velocity to the applied electric field. If, for an n-type semiconductor, the density of electrons is  $10^{19} \text{m}^{-3}$  and their mobility is  $1.6 \text{ m}^2/(\text{V}\cdot\text{s})$  then the resistivity of the semiconductor (since it is an n-type semiconductor contribution of holes is ignored) is close to:

(A)  $2\Omega\text{m}$  (B)  $0.2\Omega\text{m}$  (C)  $4\Omega\text{m}$  (D)  $0.4\Omega\text{m}$

Sol. **D**

$$j = \sigma E = nev_d$$

$$\sigma = ne \frac{v_d}{E}$$

$$= ne\mu$$

$$\frac{1}{\sigma} = \rho = \frac{1}{n_e e \mu_e}$$

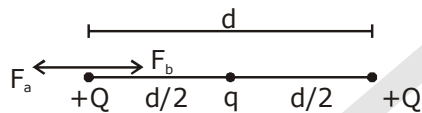
$$= \frac{1}{10^{19} \times 1.6 \times 10^{-19} \times 1.6}$$

$$= 0.4 \Omega\text{m}$$

11. Three charges  $+Q$ ,  $q$ ,  $+Q$  are placed respectively, at distance,  $0$ ,  $d/2$  and  $d$  from the origin, on the x-axis. If the net force experienced by  $+Q$  placed at  $x = 0$ , is zero, then value of  $q$  is :

(A)  $+Q/4$  (B)  $-Q/4$  (C)  $+Q/2$  (D)  $-Q/2$

Sol. **B**



For equilibrium

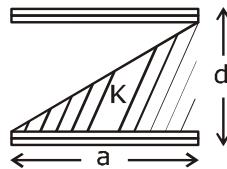
$$\vec{F}_a + \vec{F}_b = 0$$

$$\vec{F}_a = -\vec{F}_b$$

$$\frac{kQQ}{d^2} = -\frac{kqQ}{(d/2)^2}$$

$$\Rightarrow q = -\frac{Q}{4}$$

12. A parallel plate capacitor is made of two square plates of side 'a', separated by a distance  $d$  ( $d < a$ ). The lower triangular portion is filled with a dielectric of dielectric constant  $K$ , as shown in the figure. Capacitance of this capacitor is :



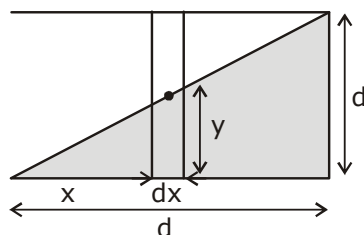
(A)  $\frac{K\epsilon_0 a^2}{d} \ln K$

(B)  $\frac{K\epsilon_0 a^2}{d(K-1)} \ln K$

(C)  $\frac{K\epsilon_0 a^2}{2d(K+1)}$

(D)  $\frac{1}{2} \frac{K\epsilon_0 a^2}{d}$

Sol. **B**



$$\frac{y}{x} = \frac{d}{a}$$

$$y = \frac{d}{a} x$$

$$dy = \frac{d}{a} (dx)$$

$$\frac{1}{dc} = \frac{y}{KE \cdot adx} + \frac{(d-y)}{\epsilon_0 \cdot adx}$$

$$\frac{1}{dc} = \frac{1}{\epsilon_0 \cdot adx} \left( \frac{y}{k} + d - y \right)$$

$$\int dc = \int \frac{\epsilon_0 \cdot adx}{\frac{y}{k} + d - y}$$

$$c = \epsilon_0 \cdot a \cdot \frac{d}{d} \int_0^d \frac{dy}{d + y \left( \frac{1}{k} - 1 \right)}$$

$$= \frac{\epsilon_0 \cdot a^2}{\left( \frac{1}{k} - 1 \right) d} \left[ \ln \left( d + y \left( \frac{1}{k} - 1 \right) \right) \right]_0^d$$

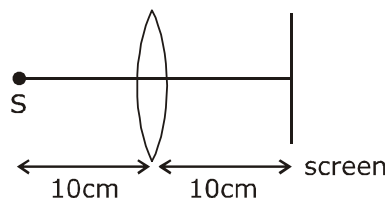
$$= \frac{K \epsilon_0 \cdot a^2}{(1-k)d} \ln \left( \frac{d + d \left( \frac{1}{k} - 1 \right)}{d} \right)$$

$$= \frac{k \epsilon_0 \cdot a^2}{(1-k)d} \ln \left( \frac{1}{k} \right) = \frac{k \epsilon_0 \cdot a^2 \ln k}{(K-1)d}$$

- 13.** A convex lens is put 10 cm from a light source and it makes a sharp image on a screen, kept 10 cm from the lens. Now a glass block (refractive index 1.5) of 1.5 cm thickness is placed in contact with the light source. To get the sharp image again, the screen is shifted by a distance d. Then d is :

- (A) 0.55 cm towards the lens (B) 0.55 cm away from the lens  
(C) 0 (D) 1.1 cm away from the lens

Sol.



$$\frac{1}{v} - \frac{1}{u} = \frac{1}{f} \Rightarrow \frac{1}{10} - \frac{1}{-10} = \frac{1}{f} \Rightarrow f = 5 \text{ cm}$$

Shift due to slab =  $t \left( 1 - \frac{1}{\mu} \right)$  in the direction of incident ray

$$= 1.5 \left(1 - \frac{2}{3}\right) = 0.5$$

$$\text{again, } \frac{1}{v} - \frac{1}{-9.5} = \frac{1}{5}$$

$$\Rightarrow \frac{1}{u} = \frac{1}{5} - \frac{2}{19} = \frac{9}{95}$$

$$\Rightarrow y = \frac{95}{9} = 10.55 \text{ cm}$$

- 14.** A rod of length  $L$  at room temperature and uniform area of cross section  $A$ , is made of a metal having coefficient of linear expansion  $\alpha/^\circ\text{C}$ . It is observed that an external compressive force  $F$ , is applied on each of its ends, prevents any change in the length of the rod, when its temperature rises by  $\Delta T$  K. Young's modulus,  $Y$ , for this metal is :

(A)  $\frac{F}{A\alpha\Delta T}$       (B)  $\frac{F}{A\alpha(\Delta T - 273)}$       (C)  $\frac{2F}{A\alpha\Delta T}$       (D)  $\frac{F}{2A\alpha\Delta T}$

**Sol. A**

$$\text{Young's modulus } y = \frac{\text{Stress}}{\text{Strain}}$$

$$= \frac{F/A}{(\Delta\ell/\ell)}$$

$$= \frac{F}{A(\alpha\Delta T)}$$

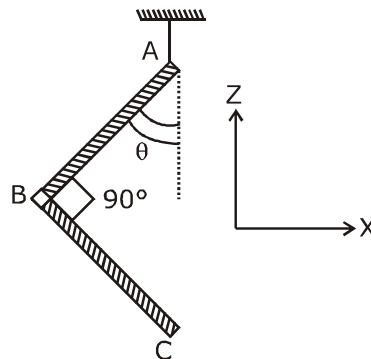
- 15.** If the angular momentum of a planet of mass  $m$ , moving around the Sun in a circular orbit is  $L$ , about the center of the Sun, its areal velocity is :

(A)  $\frac{2L}{m}$       (B)  $\frac{4L}{m}$       (C)  $\frac{L}{2m}$       (D)  $\frac{L}{m}$

**Sol. C**

$$\frac{dA}{dt} = \frac{L}{2m}$$

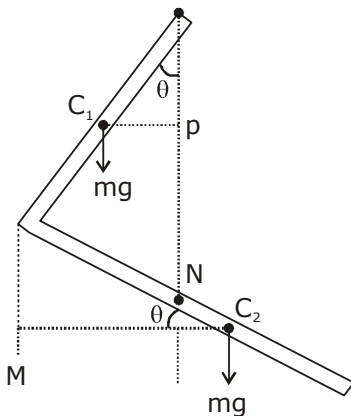
- 16.** An L-shaped object, made of thin rods of uniform mass density, is suspended with a string, as shown in figure. If  $AB=BC$ , and the angle made by  $AB$  with downward vertical is  $\theta$ , then :



(A)  $\tan\theta = \frac{1}{3}$       (B)  $\tan\theta = \frac{1}{2\sqrt{3}}$       (C)  $\tan\theta = \frac{1}{2}$       (D)  $\tan\theta = \frac{2}{\sqrt{3}}$



Sol. A



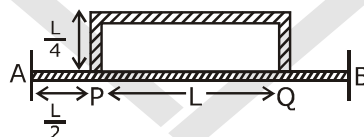
Let mass of one rod is  $m$ .  
Balancing torque about hinge point.  
 $mg (C_1P) = mg (C_2N)$

$$mg \left( \frac{L}{2} \sin \theta \right) = mg \left( \frac{L}{2} \cos \theta - L \sin \theta \right)$$

$$\Rightarrow \frac{3}{2} mgL \sin \theta = \frac{mgL}{2} \cos \theta$$

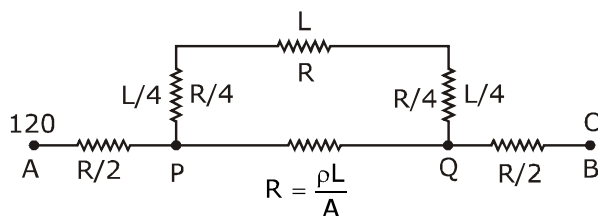
$$\Rightarrow \tan \theta = \frac{1}{3}$$

17. Temperature difference of  $120^\circ\text{C}$  is maintained between two ends of a uniform rod AB of length  $2L$ . Another bent rod PQ, of same cross-section as AB and length  $\frac{3L}{2}$ , is connected across AB (See figure). In steady state, temperature difference between P and Q will be close to :



- (A)  $45^\circ\text{C}$                       (B)  $60^\circ\text{C}$                       (C)  $35^\circ\text{C}$                       (D)  $75^\circ\text{C}$

Sol. A



$$\frac{\Delta T}{R_{\text{eq}}} = I = \frac{(120)5}{8R} = \frac{120 \times 5}{8R}$$

$$\Delta T_{PQ} = \frac{120 \times 5}{8R} \times \frac{3}{5} R = \frac{360}{8} = 45^\circ\text{C}$$

18. Surface of certain metal is first illuminated with light of wavelength  $\lambda_1 = 350$  nm and then, by light of wavelength  $\lambda_2 = 540$  nm. It is found that the maximum speed of the photo electrons in the two cases differ by a factor of 2. The work function of the metal (in eV) is close to:

$$\text{(Energy of photon)} = \frac{1240}{\lambda(\text{in nm})} \text{ eV}$$

- (A) 1.4 (B) 2.5 (C) 1.8 (D) 5.6

Sol. C

$$\frac{hc}{\lambda_1} = \phi + \frac{1}{2} m (2v)^2$$

$$\frac{hc}{\lambda_2} = \phi + \frac{1}{2} mv^2$$

$$\Rightarrow \frac{\frac{hc}{\lambda_1} - \phi}{\frac{hc}{\lambda_2} - \phi} = 4 \Rightarrow \frac{hc}{\lambda_1} - \phi = \frac{4hc}{\lambda_2} - 4\phi$$

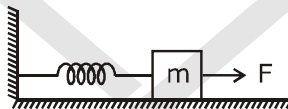
$$\Rightarrow \frac{4hc}{\lambda_2} - \frac{hc}{\lambda_1} = 3\phi$$

$$\Rightarrow \phi = \frac{1}{3} hc \left( \frac{4}{\lambda_2} - \frac{1}{\lambda_1} \right)$$

$$= \frac{1}{3} \times 1240 \left( \frac{4 \times 350 - 540}{350 \times 540} \right)$$

$$= 1.8 \text{ eV}$$

19. A block of mass  $m$ , lying on a smooth horizontal surface, is attached to a spring (of negligible mass) of spring constant  $k$ . The other end of the spring is fixed, as shown in the figure. The block is initially at rest in its equilibrium position. If now the block is pulled with a constant force  $F$ , the maximum speed of the block is :



- (A)  $\frac{F}{\sqrt{mK}}$  (B)  $\frac{F}{\pi\sqrt{mK}}$  (C)  $\frac{2F}{\sqrt{mK}}$  (D)  $\frac{\pi F}{\sqrt{mK}}$

Sol. A

Maximum speed is at mean position (equilibrium)  $F = kx$

$$x = \frac{F}{k}$$

$$W_F + W_{sp} = \Delta KE$$

$$F(x) - \frac{1}{2} kx^2 = \frac{1}{2} mv^2 - 0$$

$$F\left(\frac{F}{k}\right) - \frac{1}{2} k \left(\frac{F}{k}\right)^2 = \frac{1}{2} mv^2$$

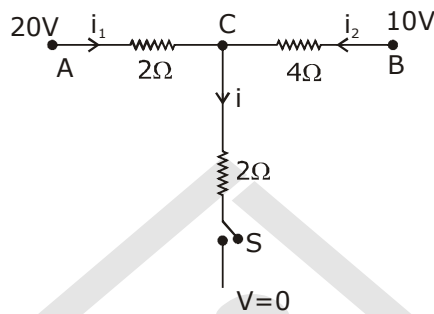
$$\Rightarrow v_{\max} = \frac{F}{\sqrt{mk}}$$

20. A bar magnet is demagnetized by inserting it inside a solenoid of length 0.2 m, 100 turns, and carrying a current of 5.2 A. The coercivity of the bar magnet is :  
 (A) 520 A/m (B) 2600 A/m (C) 285 A/m (D) 1200 A/m

Sol. B

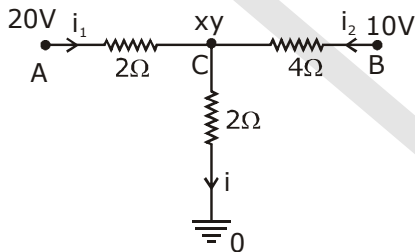
$$\begin{aligned} \text{Coercivity} = H &= \frac{B}{\mu_0} \\ &= ni = \frac{N}{\ell} i = \frac{100}{0.2} \times 5.2 \\ &= 2600 \text{ A/m} \end{aligned}$$

21. When the switch S, in the circuit shown, is closed, then the value of current i will be:



- (A) 5 A (B) 3 A (C) 4 A (D) 2 A

Sol. A



Let voltage at C = xy

$$\text{KCL : } i_1 + i_2 = i$$

$$\frac{20 - x}{2} + \frac{10 - x}{4} = \frac{x - 0}{2}$$

$$\begin{aligned} \Rightarrow x &= 10 \\ \text{and } i &= 5 \text{ amp} \end{aligned}$$

22. Drift speed of electrons, when 1.5 A of current flows in a copper wire of cross section 5 mm<sup>2</sup>, is v<sub>d</sub>. If the electron density is copper is 9 × 10<sup>28</sup>/m<sup>3</sup> the value of v<sub>d</sub> in mm/s is close to (Take charge of electron to be = 1.6 × 10<sup>-19</sup> C)

- (A) 0.02 (B) 3 (C) 0.2 (D) 2

Sol. A

$$I = neAv_d$$

$$\begin{aligned} \Rightarrow v_d &= \frac{1}{neA} = \frac{1.5}{9 \times 10^{28} \times 1.6 \times 10^{-19} \times 5 \times 10^{-6}} \\ &= 0.02 \text{ m/s} \end{aligned}$$

23. A conducting circular loop made of a thin wire, has area  $3.5 \times 10^{-3} \text{ m}^2$  and resistance  $10 \Omega$ . It is placed perpendicular to a time dependent magnetic field  $B(t) = (0.4\text{T}) \sin(50\pi t)$ . The field is uniform in space. Then the net charge flowing through the loop during  $t = 0 \text{ s}$  and  $t = 10 \text{ ms}$  is close to : -  
 (A) 6 mC (B) 14 mC (C) 21 mC (D) 7 mC

Sol. **Bonus**

$$Q = \frac{\Delta\phi}{R} = \frac{1}{10} A (B_f - B_i) = \frac{1}{10} \times 3.5 \times 10^{-3} \left( 0.4 \sin \frac{\pi}{2} - 0 \right)$$

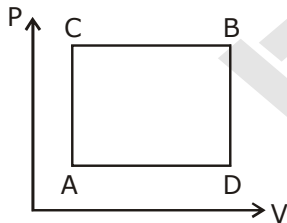
$$= \frac{1}{10} (3.5 \times 10^{-3}) (0.4 - 0)$$

$$= 1.4 \times 10^{-4} = 0.14 \text{ mC}$$

24. A gas can be taken from A to B via two different processes ACB and ADB. When path ACB is used 60 J of heat flows into the system and 30 J of work is done by the system. If path ADB is used work done by the system is 10 J. The heat flow into the system in path ADB is :

- (A) 100 J (B) 20 J (C) 40 J (D) 80 J

Sol. **C**



$$\Delta Q_{ACB} = \Delta W_{ACB} = \Delta U_{ACB}$$

$$\Rightarrow 60 \text{ J} = 30 \text{ J} = \Delta U_{ACB}$$

$$\Rightarrow \Delta U_{ACB} = 30 \text{ J}$$

$$\Rightarrow \Delta U_{ADB} = \Delta U_{ACB} = 30 \text{ J}$$

$$\Delta Q_{ACD} = \Delta U_{ACB} + \Delta W_{ADB}$$

$$= 10 \text{ J} + 30 \text{ J} = 40 \text{ J}$$

25. For a uniform charged ring of radius  $R$ , the electric field on its axis has the largest magnitude at a distance  $h$  from its centre. Then value of  $h$  is -

- (A)  $R\sqrt{2}$  (B)  $\frac{R}{\sqrt{5}}$  (C)  $\frac{R}{\sqrt{2}}$  (D)  $R$

Sol. **C**

Electric field on axis of ring

$$E = \frac{kQh}{(h^2 + R^2)^{3/2}}$$

for maximum electric field

$$\frac{dE}{dh} = 0$$

$$\Rightarrow h = \frac{R}{\sqrt{2}}$$

26. A plane electromagnetic wave of frequency 50 MHz travels in free space along the positive x-direction. At a particular point in space and time,  $\vec{E} = 6.3\hat{j} \text{ V/m}$ . The corresponding magnetic field  $\vec{B}$ , at that point will be :

- (A)  $18.9 \times 10^8 \hat{k} \text{ T}$     (B)  $6.3 \times 10^{-8} \hat{k} \text{ T}$     (C)  $18.9 \times 10^{-8} \hat{k} \text{ T}$     (D)  $2.1 \times 10^{-8} \hat{k} \text{ T}$

Sol. D

$$|\vec{B}| = \frac{|\vec{E}|}{c} = \frac{6.3}{3 \times 10^8} = 2.1 \times 10^{-8} \text{ T}$$

and  $\hat{E} \times \hat{B} = \hat{C}$

$$\hat{j} \times \hat{B} = \hat{i}$$

$$\hat{B} = \hat{k}$$

$$\vec{B} = |\vec{B}| \hat{B} = 2.1 \times 10^{-8} \hat{k} \text{ T}$$

27. A copper wire is stretched to make it 0.5% longer. The percentage change in its electrical resistance if its volume remains unchanged is -

- (A) 0.5%    (B) 1.0%    (C) 2.5%    (D) 2.0%

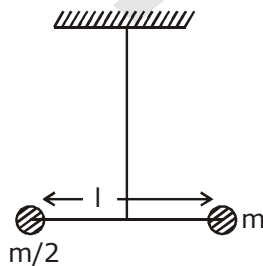
Sol. B

$$R = \frac{\rho \ell}{A} \text{ and volume } (V) = A\ell.$$

$$R = \frac{\rho \ell^2}{V}$$

$$\Rightarrow \frac{\Delta R}{R} = \frac{2\Delta \ell}{\ell} = 1\%$$

28. Two masses  $m$  and  $\frac{m}{2}$  are connected at the two ends of a massless rigid rod of length  $l$ . The rod is suspended by a thin wire of torsional constant  $k$  at the centre of mass of the rod-mass system (see figure). Because of torsional constant  $k$ , the restoring torque is  $\tau = k\theta$  for angular displacement  $\theta$ . If the rod is rotated by  $\theta_0$  and released, the tension in it when it passes through its mean position will be -



(A)  $\frac{3k\theta_0^2}{l}$

(B)  $\frac{k\theta_0^2}{2l}$

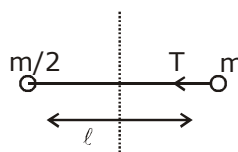
(C)  $\frac{k\theta_0^2}{l}$

(D)  $\frac{2k\theta_0^2}{l}$

Sol. C

$$\omega = \sqrt{\frac{k}{I}}$$

$$\omega = \sqrt{\frac{3k}{m\ell^2}}$$



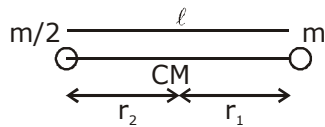
$$\Omega = \omega\theta_0 = \text{average velocity}$$

$$T = m\Omega^2 r_1$$

$$T = m\Omega^2 \frac{\ell}{3} = m\omega^2\theta_0^2 \frac{\ell}{3}$$

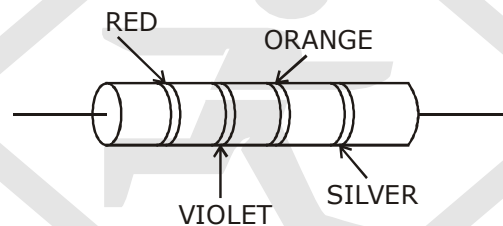
$$= m \frac{3k}{m\ell^2} \theta_0^2 \frac{\ell}{3} = \frac{k\theta_0^2}{\ell}$$

$$I = \mu\ell^2 = \frac{m^2}{3m} \ell^2 = \frac{m\ell^2}{3}$$



$$\frac{r_1}{r_2} = \frac{1}{2} \Rightarrow r_1 = \frac{\ell}{3}$$

29. A resistance is shown in the figure. Its value and tolerance are given respectively by :



- (A) 27 k $\Omega$ , 20%      (B) 27 k $\Omega$ , 10%      (C) 270 k $\Omega$ , 5%      (D) 270 k $\Omega$ , 10%

Sol. **B**

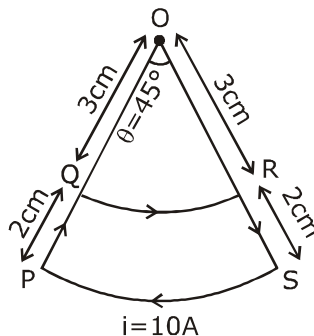
Color code :

Red violet orange silver

$$R = 27 \times 10^3 \Omega \pm 10\%$$

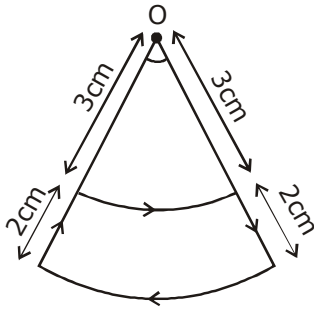
$$= 27 \text{ K}\Omega \pm 10\%$$

30. A current loop, having two circular arcs joined by two radial lines is shown in the figure. It carries a current of 10 A. The magnetic field at point O will be close to -



- (A)  $1.5 \times 10^{-7} \text{ T}$       (B)  $1.0 \times 10^{-7} \text{ T}$       (C)  $1.5 \times 10^{-5} \text{ T}$       (D)  $1.0 \times 10^{-5} \text{ T}$

Sol. D



$$\vec{B} = \frac{\mu_0 i}{4\pi} \theta \left[ \frac{1}{r_1} - \frac{1}{r_2} \right] \hat{k}$$

$$r_1 = 3 \text{ cm} = 3 \times 10^{-2} \text{ m}$$

$$r_2 = 5 \text{ cm} = 5 \times 10^{-2} \text{ m}$$

$$\theta = \frac{\pi}{4}, i = 10 \text{ A}$$

$$\Rightarrow \vec{B} = \frac{4\pi \times 10^{-7}}{16} \times 10 \left[ \frac{1}{3 \times 10^{-2}} - \frac{1}{5 \times 10^{-2}} \right] \hat{k}$$

$$\Rightarrow |\vec{B}| = \frac{\pi}{3} \times 10^{-5} \text{ T}$$

$$\approx 1 \times 10^{-5} \text{ T}$$

